

Next-generation Visibility and Security with DANZ Monitoring Fabric

Drivers and Benefits

Table of contents

Overview	3
Drivers for Next-Generation Monitoring Approach	3
The Evolution of Network Monitoring	5
First Generation Network Monitoring - 1990s	5
Second Generation Network Monitoring - Legacy Network Packet Brokers - 2000s	5
<i>Early NPB Capabilities</i>	5
<i>Silos, Complexities and Costs</i>	6
Next-Generation Network Visibility and Security – Today’s Requirements	6
Introducing Arista DANZ Monitoring Fabric	9
Architecture for Observability	9
DMF – A Complete Platform for Modular, Automated Insights	10
<i>Unprecedented Ease-of-Use with Zero-Touch Automation</i>	11
<i>Comprehensive Centralized Visibility Fabric Controller</i>	12
<i>Smart Service Nodes</i>	13
<i>Smart Recorder Nodes</i>	13
<i>Smart Analytics Nodes</i>	13
Integrated Network Time Machine	14
<i>Spotting and Mitigating Network Anomalies with Machine Learning Analytics</i>	14
<i>Detect Service Availability Problems with Application Dependency Mapping</i>	15
<i>Integration and Automation Built on REST APIs and Event-Driven Alerts</i>	16
Summarizing the Key Benefits of DMF vs. Legacy NPBs	17
DMF Uses Cases and Customer Success	18
Fortune 25 Financial Services Firm: Monitoring Every Place in the Cloud	18
Cloud SaaS Provider (Intuit): Securing a Diverse Cloud Business	19
Large Scale Hosting Provider (Basefarm): Monitoring Managed Cloud Services at Scale	21
Conclusions	23

Overview

Network owners need to continuously monitor and secure their networks to ensure the security, performance, and integrity of their mission-critical infrastructure. But as the enterprise network has expanded to accommodate higher speeds, densely deployed campus/data center, IoT and cloud-native services many enterprises are challenged to operationally and architecturally scale their visibility and security infrastructure.

Traditional methods of gaining deeper visibility into the network, primarily using Network Packet Brokers and SNMP polling for network statistics, are difficult to scale, create visibility silos, and require time-consuming box-by-box management, ultimately resulting in compromised visibility and security posture for the enterprise. Worse, their high TCO represents a misuse of critical infrastructure funding that is needed to protect from application downtime and cyber-attacks.

Today’s enterprise networks demand a next-generation approach to network visibility and security – one that allows them to see every network, workload, and location – and to deploy, to operate, and to scale faster, without increasing CAPEX and OPEX.

Drivers for Next-Generation Monitoring Approach

The factors influencing the need for next-generation visibility and security are as diverse as the mission-critical architectures deployed within the enterprise. These factors include:

Business Velocity: The IT organization is expected to roll out services and applications on demand. Service delivery is often tied to SLAs and organizational policies, making the speed of execution critical. Network and security teams are expected to deploy, scale and troubleshoot faster, but are constrained by traditional network monitoring components, such as NPBs, which need to be managed manually, per box—a laborious, error-prone process that slows service rollout and stunts innovation.

Growing Application Complexity: The emergence of virtualized and cloud-native applications, microservices, and containers has driven up east-west traffic within the data center, constraining existing network architectures optimized for north-south traffic. Increasing rack density and more workloads mean that enterprises must scale monitoring and security coverage to match. To maintain application SLA and security, visibility and security solutions must be applied to every packet and flow in the data center and campus—every rack, every location, every virtual machine (VM), and container, workload. Monitoring at scale and ensuring consistent policies for traffic from different sources is challenging in terms of both costs and operational complexity. Adding to the complexity are tool silos, which slow down troubleshooting and lead to visibility gaps.

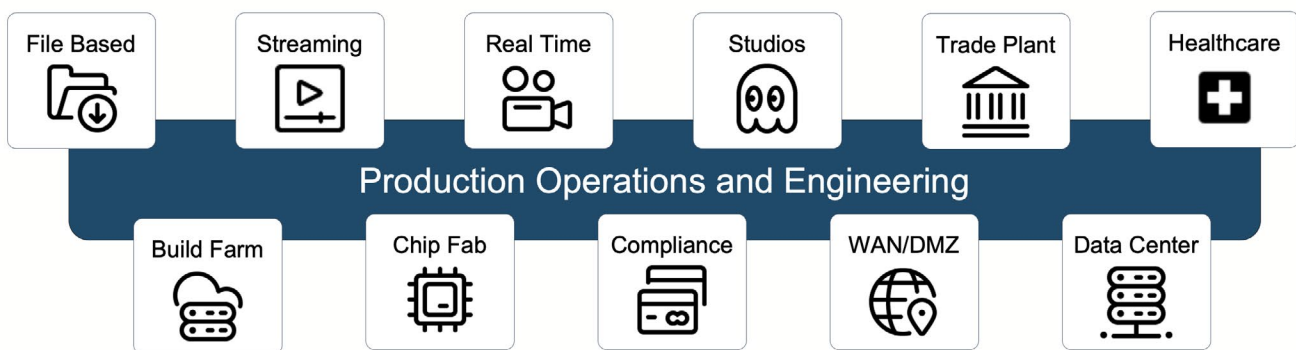


Figure 1: Growing Complexity of Modern Enterprise Infrastructures

Increasing Persistent Cyber-Attacks: The rise of cybercrime and attacks from state and non-state actors has created a permanent threat landscape across every location in the enterprise and invalidated perimeter security as a singular solution. In response, network owners have adopted a pervasive security approach, requiring visibility across the data center, campus, and cloud. Active security measures that detect and block malicious traffic are increasingly important, as is the speed of response.

Stagnant Budgets: Enterprise IT budgets, previously bloated by legacy architectures and tools, have largely stagnated and are projected to remain flat in the near-term amidst political and economic uncertainty. Stagnant budgets create pressure on network and security teams to optimize capital expenditures, adopt modernized architectures, and improve operational efficiency to accomplish more with existing resources.

Traditional network visibility and security architectures – which rely on Network Packet Brokers (NPBs) to provide deep network visibility and traffic delivery – are unable to adapt to today's enterprise requirements. Instead, they pose a barrier to network and security teams as they attempt to successfully monitor and defend the network.

In response to the confluence of these factors, today's operations teams must learn to work smarter, faster, and more efficiently to ensure business continuity.

The Evolution of Network Monitoring

Network monitoring approaches have historically determined the ability of network owners to scale network and security tools, as they determine the network visibility and security protection potential of each tool.

First Generation Network Monitoring - 1990s

Legacy network-monitoring architectures relied upon coarse-grain telemetry like SNMP-polling or log/flow analysis and later began to use optical TAPs and SPAN (mirror) ports to deliver traffic to the more advanced network and security tools. This provided deeper visibility for monitoring performance, security, and troubleshooting. But, tools for analyzing and troubleshooting network traffic were costly and effectively static, often dedicated to a few mobile crash-carts used in larger data centers and limited security monitoring deployments in the DMZ by static firewalls.

Any change to a tool's view of the network required the tool and its connections to the network to be physically redeployed, relocated, and reprovisioned. Tools were often over or undersubscribed, as TAPs and SPAN ports were not able to optimize traffic specifically for each tool. Reprovisioning of TAP and SPAN ports led to network outages and often was impossible in production infrastructures outside of infrequent maintenance windows. Ultimately visibility and security budgets could not accommodate the number and placement of tools required to support mission-critical infrastructure.

Network migration from 1Gbps to 10Gbps and beyond created further barriers to enabling or maximizing tool performance. This legacy visibility deployment model quickly became untenable as networks grew in capacity and the number and type of tools used to monitor and secure the network increased.

Second Generation Network Monitoring - Legacy Network Packet Brokers - 2000s

TAP or SPAN-only architectures with coarse-grain telemetry were eventually supplemented with smarter traffic capture and delivery appliances—the early NPBs. NPBs allowed multiple network tools to share access to the same network links—solving the problem of access contention that network owners experienced with SPAN ports and simple TAPs. They also acted as intelligent optimization and delivery layers between the network and the monitoring tools, allowing each tool to receive only traffic of interest, which ensured it could operate at peak efficiency—neither over nor undersubscribed.

Many enterprises deploying monitoring and security tools used early NPBs to introduce real-time packet visibility into their networks. NPBs offered granular control over how network packets are manipulated before offloading to tools, and network or security teams could configure these changes remotely, as needed.

Early NPB Capabilities

Packet handling functions considered standard across early NPB vendors included: traffic aggregation, flow replication, L2–L4 filtering, and tool load balancing. Some NPBs supported additional, advanced functions that delivered more ingestible forms of traffic to tools, or to support inline tools. These include packet deduplication, packet slicing, packet masking, header stripping, flow generation, and deep packet inspection. These NPB capabilities significantly enhanced monitoring and security architectures by reducing or eliminating delivery of irrelevant traffic to tools, improving the scalability of tool investments, and allowing tools to be redeployed on-demand to trouble hotspots. Ultimately, this promised to reduce the time needed to discover and address performance and security issues.

Early NPBs operated as standalone appliances, where each one must be configured and managed individually (per-box). Tools connected to an NPB only have access to traffic connected to that NPB, or else require a complex, manual reconfiguration to route the appropriate traffic through multiple NPB layers. Each tool is bound to the visibility potential of the physically attached legacy NPB. The result is fragmented visibility that is sensitive to network changes. If the network grows or its architecture is reconfigured, the tools may need to be physically reconfigured. Traffic is segmented by NPB, which creates rigid visibility architectures that are slow to change—impacting the ability of network and security operations to respond to performance or security incidents.

Silos, Complexities and Costs

Some early NPBs also supported limited clustering or stacking, where multiple NPBs could be interconnected; however, these clusters did not follow industry-standard or SDN approaches that network engineers were familiar with, and they provided limited visibility into their internal health and performance. They were complex to configure and manage, used rudimentary topologies, and had limited ability to scale. Further, their designs created traffic processing hot-spots that reduced the reliability of traffic monitoring due to undetected packet-loss and corruption. Finally, due to their scaling limits, they led to visibility silos, as different groups of NPBs provided access to different selections of network links.

Because all of the early NPBs promoted silos that are static, time-consuming to manage, unreliable, and difficult to scale, they created new challenges for customers as they tried to operate faster, more efficiently, and more cost-effectively. Siloed, static visibility increases management load, which can lead to inconsistent implementation of visibility and security policies, thus preventing network operators from achieving an overarching view of the network.

Also, just as new technologies allowed enterprise networks to benefit from the lower costs of software-defined networking (SDN) approaches and industry-standard merchant-silicon hardware designs—as pioneered by the mega-scale cloud providers—the early NPBs continued to drive up the cost of enterprise visibility and security using monolithic and proprietary RISC/FPGA architectures. Often, the cost to deploy NPBs came at the expense of investment in advanced analysis and security tools or an increased overall cost to the enterprise IT organization.

The inherently high-cost of early NPB platforms, combined with the box-by-box design limits of early NPBs, has limited their success and produced yet another challenge in dealing with these complex, time-consuming, and error-prone approaches.

Table 1. Problems that Early NPBs Introduced and New Requirements

Early NPBs	Limitations and Challenges	New Requirements
Static Designs <ul style="list-style-type: none"> Physically-bound, inflexible Require manual or physical intervention to make changes 	<ul style="list-style-type: none"> Changes to tool views require physical reconfiguration or manual box-by-box management Lack of resilience increases the risk of visibility loss/gaps 	<ul style="list-style-type: none"> Make changes on-demand, in software, without box-by-box management or physically reconfiguring/redeploying tools Resilient SDN design to ensure continuous monitoring
Siloed Visibility <ul style="list-style-type: none"> NPB-tool groups have different visibility profiles 	<ul style="list-style-type: none"> Visibility gaps across silos Inconsistent monitoring/ security protocols Time-consuming to manage separate NPB/tool groups 	<ul style="list-style-type: none"> Persistent and on-demand visibility throughout the data center—every rack, location, VM, and container
Per-box Management <ul style="list-style-type: none"> Box-by-box functionality and management 	<ul style="list-style-type: none"> Slow, complex, error-prone management No automation/programmable workflows 	<ul style="list-style-type: none"> Single pane of glass Easy to manage, fast to provision, upgrade & operate
Proprietary Hardware <ul style="list-style-type: none"> Expensive Vendor lock-in 	<ul style="list-style-type: none"> High CAPEX Cost-prohibitive to scale Large up-front commitment 	<ul style="list-style-type: none"> Enable hardware choice Independent linear scalability Subscription pricing

Next-Generation Network Visibility and Security – Today’s Requirements

Today’s enterprises require intelligent, agile, and flexible monitoring and security architectures that provide pervasive visibility, single-pane management, zero-touch scale, automation, and hardware choice. The capabilities previously assumed by legacy NPBs are still required; however, the distributed, proprietary, per-box design of legacy NPBs no longer suits the data center or enterprise in general, which demands solutions that can be operated quickly and efficiently.

Network owners need a dynamic solution that enables tools to have access to traffic from any rack, any location, any VM, and any container—and scale-out as needed—without physical reconfiguration or box-by-box management. Such a solution would simplify and accelerate change management and time to troubleshoot issues and mitigate attacks while reducing OPEX and CAPEX.

A next-generation visibility and security architecture must be able to deliver the following benefits to the enterprise:

- See everywhere, across the organization (every rack, workload, edge, campus, data center and remote site)
- Deploy, scale, and remediate faster and more efficiently
- Optimize OPEX & CAPEX

To deliver these benefits, what's needed is a visibility and security architecture that operates as one logical NPB enabling tools to be physically anywhere, but logically everywhere, so they can dynamically monitor and defend the network in real-time. A logical "super-NPB," operating as a fabric, would also give network and security teams the single point of management needed to operate and scale efficiently.

To achieve this next-generation NPB architecture, cloud principles must be applied to legacy NPB functionality. By introducing a software-defined, controller-based, open-hardware design, data centers can gain a complete view of the network and a single point of configuration and management. This approach contrasts with the traditional, "legacy" approach to network visibility—where appliances operate box-by-box and architectures are rigid and expensive.

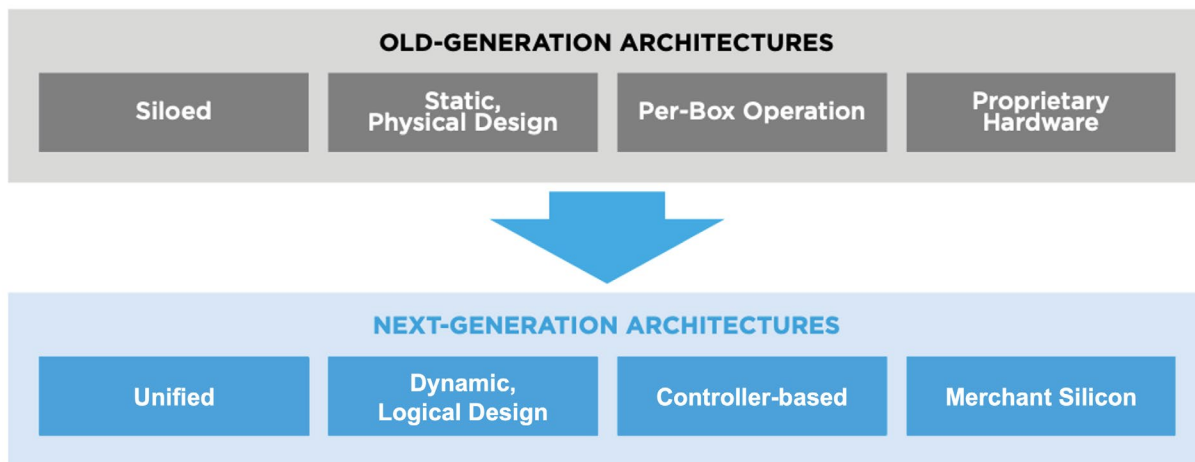


Figure 2: Old-Generation versus Next-Generation Architectures

Software-based design enhances visibility and security architectures. Rather than a proprietary, box-by-box architecture, a controller-based SDN fabric enables auto-discovery and configuration of visibility nodes, zero-touch scale-out, single-pane management, built-in resilience, and hardware choice, allowing network and security teams to operate with greater agility and flexibility.

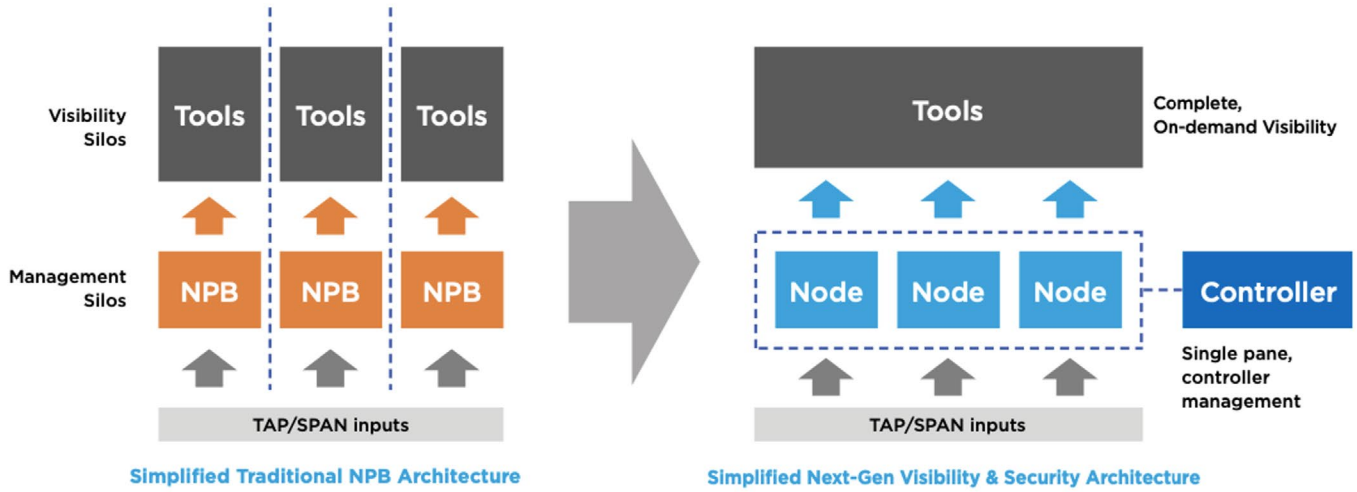


Figure 3: Legacy NPB versus Next-Generation Visibility and Security Architectures

Next-generation visibility is an advancement over box-by-box packet brokering. Standalone NPBs and limited NPB clusters cannot provide a comprehensive view of the network. Instead, these legacy NPBs create silos of visibility that are challenging to manage and often require tools to be uprooted and moved if they need a different view, or if there are changes to the network infrastructure. In contrast, next-generation visibility uses a software-defined model, where the underlying nodes are centrally controlled and can change their state dynamically, without physical intervention.

Introducing Arista DANZ Monitoring Fabric

[Arista DANZ Monitoring Fabric](#) (DMF) is a next-generation logical network packet broker (NPB) architected for pervasive, organization-wide visibility and security, delivering multi-tenant monitoring-as-a-service. DMF enables IT operators to pervasively monitor all application traffic at every location in the enterprise network. Deep hop-by-hop visibility, predictive analytics, and scale-out packet capture—integrated through a single dashboard—enables simplified network performance monitoring (NPM) and SecMon workflows for real-time and historical context.

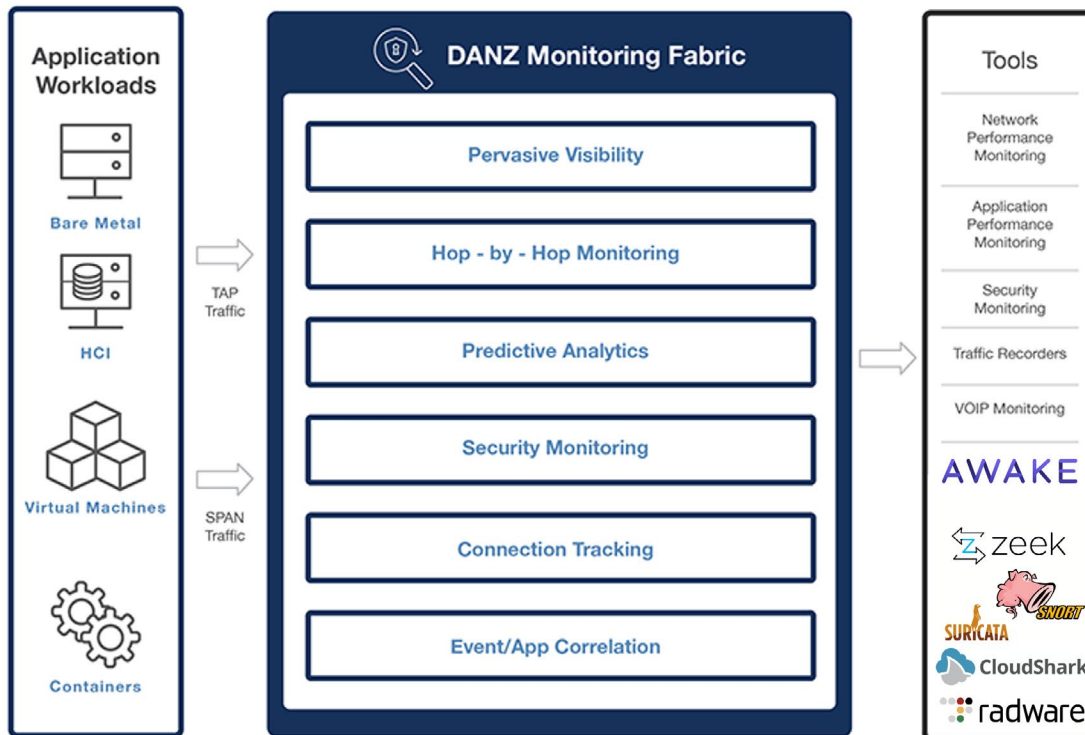


Figure 7: IP Sets exported from PCS to NSX-T

With DMF, fabric switches are deployed adjacent to the production network by connecting them to SPAN and TAP ports of the production network, much like early NPBs, to form an intelligent out-of-band monitoring platform. By visualizing all application to application and application to end-user communications, DMF provides the ability to discover application dependencies, network anomaly events, and to minimize the adverse business impact of outages.

Architecture for Observability

Deep hop-by-hop visibility, predictive analytics, and scale-out packet capture — integrated through a single dashboard — enables a new class of network observability, providing simplified network performance monitoring (NPM) and SecMon workflows and real-time and historical contexts. Network observability is a next-generation, analytics-driven approach delivering consistent network visibility across every data center, campus and edge location.

Based on a model leveraging horizontal scale-out fabric architecture, and using industry-standard switches and servers, DMF allows IT to institute an open “build-as-you-grow” network observability platform economically across the entire enterprise. Network observability is a next-generation, analytics-driven approach delivering network visibility across data center, campus and edge locations. It enables IT operators to pervasively monitor all application traffic by gaining complete visibility into physical, virtual, and cloud environments.

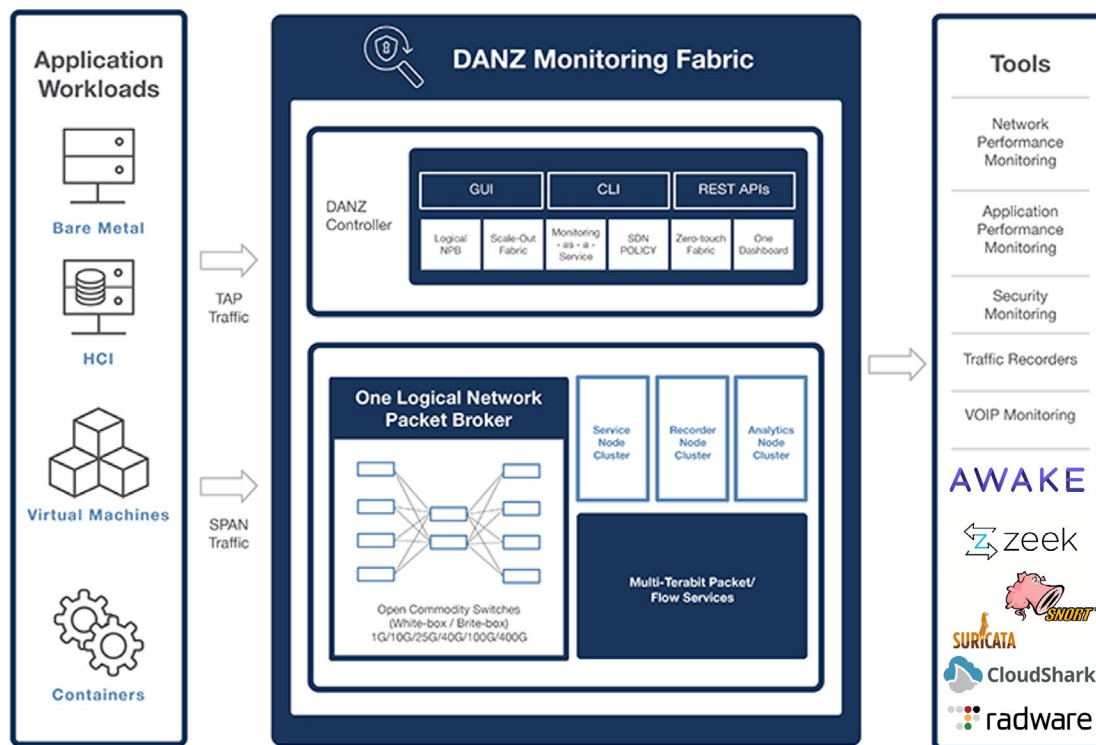


Figure 5: DANZ Monitoring Fabric – Logical Software-Defined NPB

Arista DMF is inspired by modern software-driven cloud networking designs and leverages cloud-first principles such as open merchant silicon and x86 processing nodes to architect a new class of software-defined Network Packet Broker (NPB). DMF provides a scale-out modular fabric design based on merchant silicon hardware, including third-party and Arista EOS-based networking platforms, with integrated analytics and packet recording intelligence for pervasive hybrid-cloud visibility.

DMF – A Complete Platform for Modular, Automated Insights

Unlike early legacy NPBs, DMF empowers IT with the only complete solution for pervasive visibility and security across the enterprise by incorporating a centrally managed scale-out monitoring fabric with integrated replay and analysis capabilities, automation built with open programmable REST-APIs, and third-party tool integrations that allow network and security operations teams to perform hop-by-hop and network-wide troubleshooting and forensics.

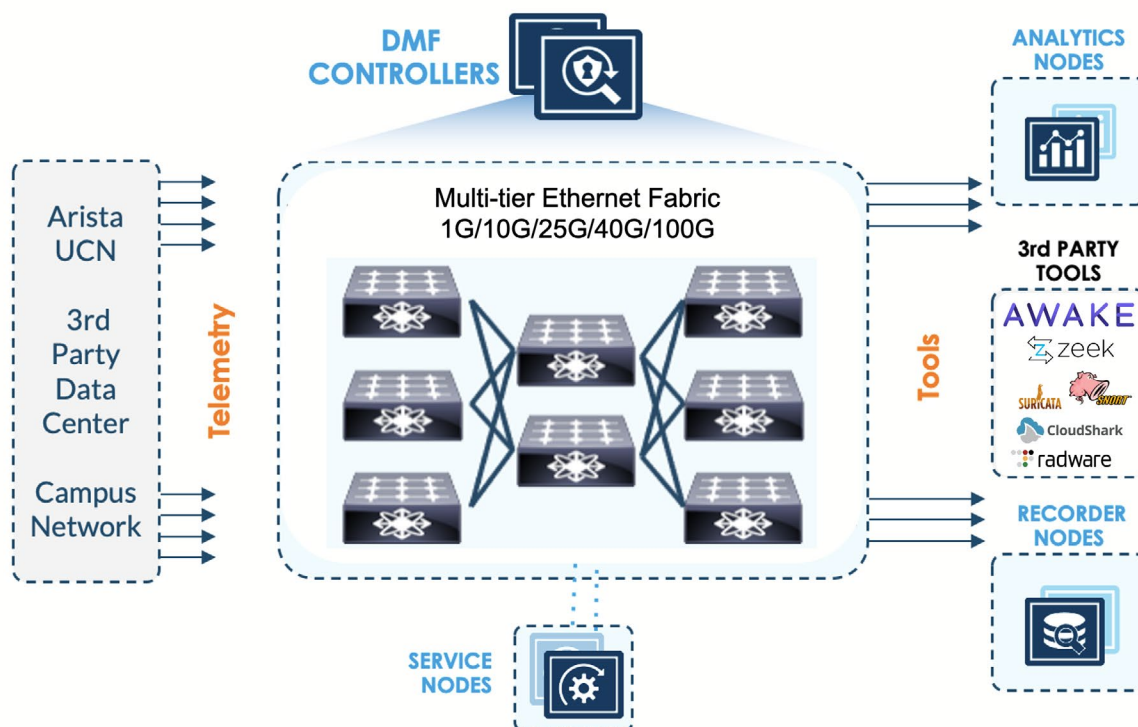


Figure 6: DANZ Monitoring Fabric Platform

At the core of the DMF platform is a multi-tier ethernet fabric that supports the auto-discovery of switches, service nodes, and analytic/recorder platforms with the ability to automatically bring-up every device on the monitoring network from bare-metal configurations. The single pane of glass DMF controllers, with the capability of multi-tenant role definitions, provision the core fabric and provide provisioning of monitoring policies while correcting for any device or link-service errors to maintain 100% uptime of the monitoring fabric without operator intervention. Besides, device replacements and software upgrades are performed without service interruption as needed.

Device and application telemetry in the form of flow logs and packet data can be ingested by DMF for correlation and analysis, or generated by DMF for consumption by third-party tools if needed.

Unprecedented Ease-of-Use with Zero-Touch Automation

The DANZ Monitoring Fabric is a powerful platform that scales up to 1000's of ports of 1/10/25/40/100G monitoring with independent linear scale-out for fabric switches, service nodes, recorder nodes and analytics.

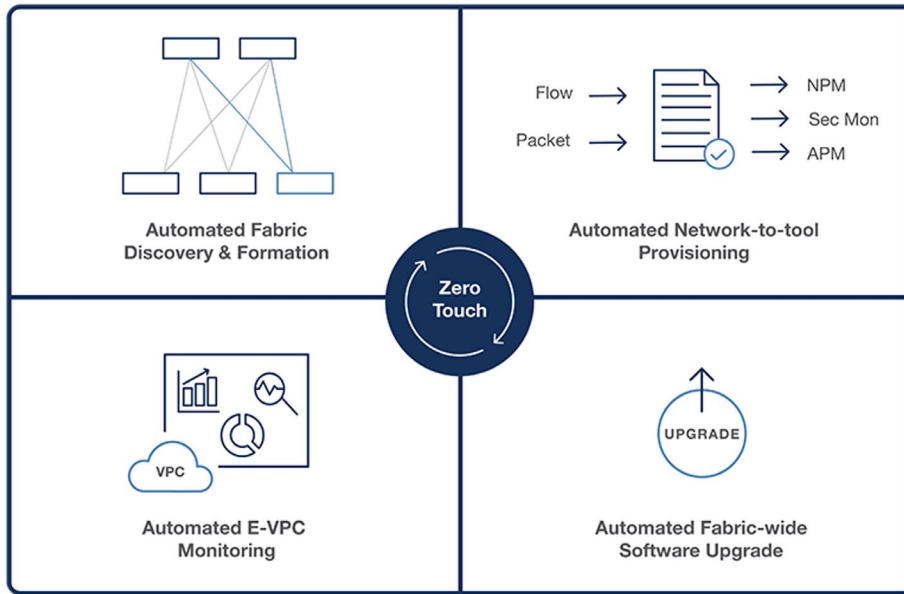


Figure 7: Zero Touch Fabric Operation

The fabric can be scaled up or down, upgraded, and enhanced with additional x86-based smart (Service/Recorder/Analytics) nodes, as needed, without interruption of service. Deployment is easy with automatic fabric discovery and formation, which also prevents fabric configuration errors that could lead to visibility gaps. Finally, software is automatically updated with fabric-wide software upgrades managed by the DMF controller.

Comprehensive Centralized Visibility Fabric Controller

The DMF controller serves as the single, central point of management for the shared monitoring infrastructure. The controller enables pervasive security and visibility for physical, virtual, and container workloads – for single, multi-site, and multi-cloud deployments.

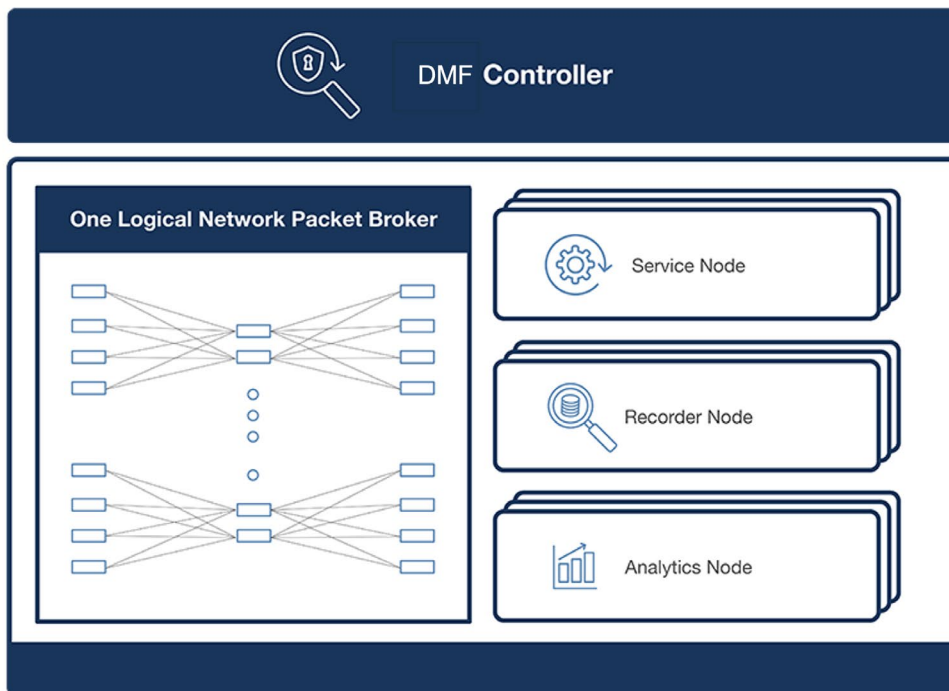


Figure 8: Scale-out Visibility and Security

Using the DMF Controller, customers can monitor the fabric, add switches and service nodes into the fabric, attach recorder and analytics nodes, create and configure interfaces, build monitoring policies, configure advanced services and monitor interfaces and traffic volumes. The DMF Controller provides a single pane of glass for managing all aspects of the DMF visibility and security fabric and its attached services and smart nodes.

Smart Service Nodes

When needed, advanced packet-processing functions—such as packet deduplication, packet slicing, packet masking, header stripping, flow generation, and deep packet inspection—are provided by separate x86-based Service Nodes deployed as fabric-attached scale-out components. By distributing these features onto separate fabric-attached compute platforms, the scale of the processing capability can be matched to the peak processing requirement of the monitored environment. The overall economy and fidelity of the entire monitoring solution can be tuned to achieve previously unachievable efficiency, economy, and performance.

Smart Recorder Nodes

The DMF Recorder Node performs full packet capture, query and replay. The Recorder Node has native on-board storage scaling to hundreds of terabytes, and uses a high-speed SSD for index data. Queries use the index SSD to find the packets of interest, and then the Recorder Node reaches into packet storage to retrieve the packets. Recorder Nodes can be added as scale-out components on the fabric for greater storage capacity or to optimize storage locations. The DMF Controller will search all Recorder Nodes attached to the DMF fabric based on a query and return a single aggregated result. The Recorder Nodes also support DPI-based flow analysis as well as an off-appliance storage using NFS mount to Dell Isilon (both packet data and index data), where the Recorder Node provides the ingest, query and retrieval.

Smart Analytics Nodes

The DMF Analytics Node enables the visualization and analysis of network traffic, flow data, and telemetry captured in real-time or historical or replayed from Recorder Nodes. Network administrators can use Analytics Nodes to discover traffic on the network, perform network troubleshooting and capacity planning. Security analysts can use Analytics Nodes for security incident response and security threat hunting, with the ability to query packets recorded at the optional DMF Recorder Node.

The Analytics Node and Recorder Nodes are managed from the DMF Controller. Analytics Node has its own Graphical User Interface (GUI) for dashboards, visualizations and analytics-specific policy configurations, such as Machine Learning jobs or watchers.

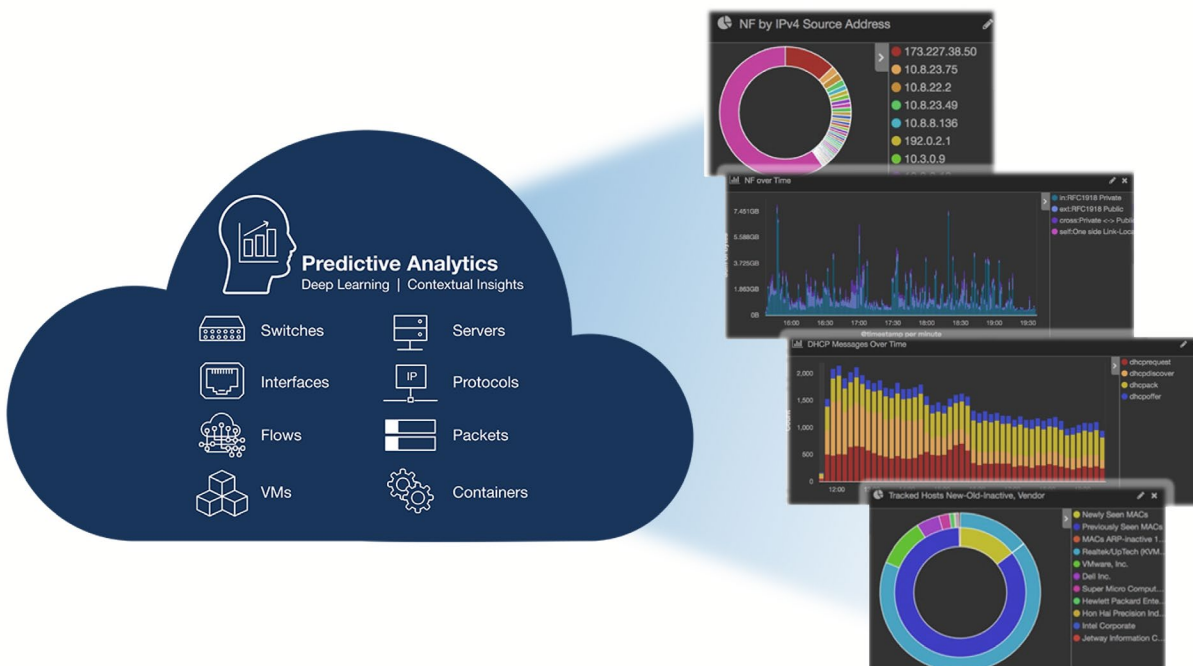


Figure 9: DMF Powerful Analytics Node

DMF's smart analytics and recorder node capabilities empower NetOps/SecOps with simplified end-to-end discovery workflows driven by a single GUI dashboard. The modern, scale-out analytics architecture delivers plug-and-play extensibility for essential monitoring capacity and performance, assuring that the insights are complete, uncompromised, and trust-worthy.

Application-aware drill-down, with built-in machine learning and advanced statistical modeling, can pinpoint unexpected connectivity and performance issues caused by network contention or connectivity failures and can uncover previously invisible network hot-spots.

Integrated Network Time Machine

With the intelligent DMF Analytics and Recorder Node features, operators can quickly analyze and respond to complex application and security issues that otherwise would be difficult or impractical to discover. Combined, these features provide the ability to record, pin-point, and replay network traffic and telemetry data—including sFlow, Netflow (v5 and v9), IPFIX, TCP, DNS, DHCP, ARP, ICMP, and others—so that operators can achieve a comprehensive response capability for some of the most complex network challenges.

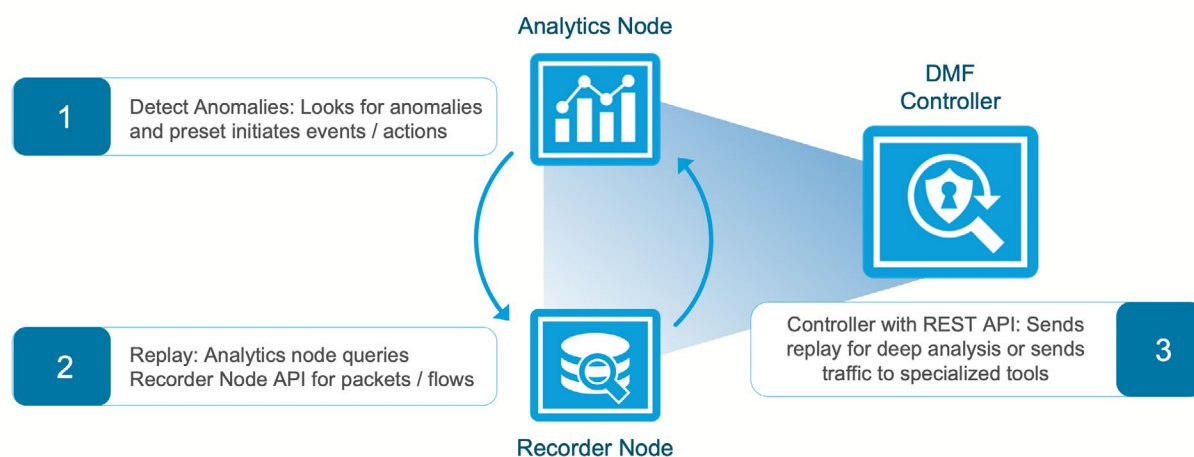


Figure 10: The DMF Network Time Machine

Combined, the integrated DMF Analytics and Recorder Node platforms provide unmatched real-time and historical analytics that can provide continuous contextual insights and application trends allowing the enterprise IT organization to meet business uptime needs with a reliable and secure infrastructure.

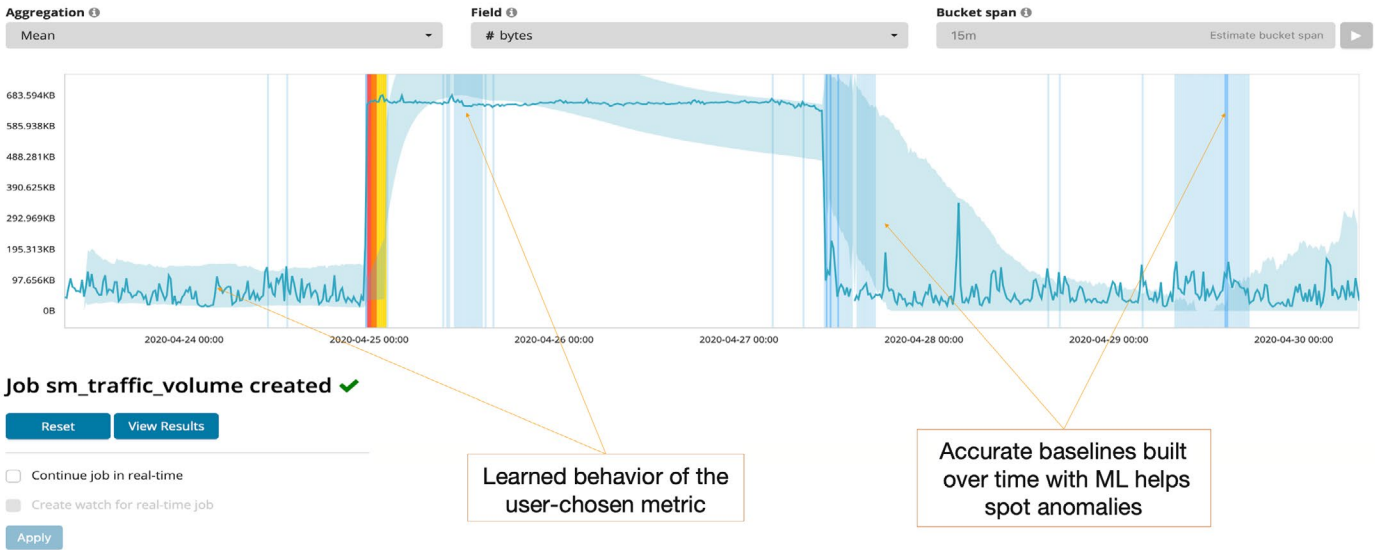
Spotting and Mitigating Network Anomalies with Machine Learning Analytics

The DMF Analytics Node supports Machine Learning with anomaly detection and automatic alerting. You can create jobs that baseline network flows over time and define watchers to detect traffic anomalies or deviations that trigger automatic alerts. The alerts can be sent via email, REST API or Slack integration.

Use the Anomaly Explorer to visualize when traffic anomalies have been detected over time, and to drill down into the behavior that caused the anomalies. An example of the Anomaly Explorer view for a set of Machine Learning jobs is shown in Figure 11.

New job from index pattern flow-netflow-*

Chart interval: 15m Use full flow-netflow-* data



Learned behavior of the user-chosen metric

Accurate baselines built over time with ML helps spot anomalies

Figure 11. Machine Learning Detects and Pinpoints Anomalies

With DMF analytics, you can create jobs that baseline network flows over time and define watchers to detect traffic anomalies or deviations that trigger automatic alerts. The alerts can be sent via email, REST API or Slack integration. Use the Anomaly Explorer to visualize when traffic anomalies have been detected over time, and to drill down into the behavior that caused the anomalies.

Detect Service Availability Problems with Application Dependency Mapping

Enhanced application troubleshooting agility is driven by integrated DMF Application Dependency Mapping (ADM) with historical data. Automation within this capability detects and alerts operators to developing service-availability problems within complex multi-tiered applications so that they can be proactively analyzed and averted regardless of how and where applications are deployed - monolithic apps, remote sites, virtualized, containers, and hybrid.

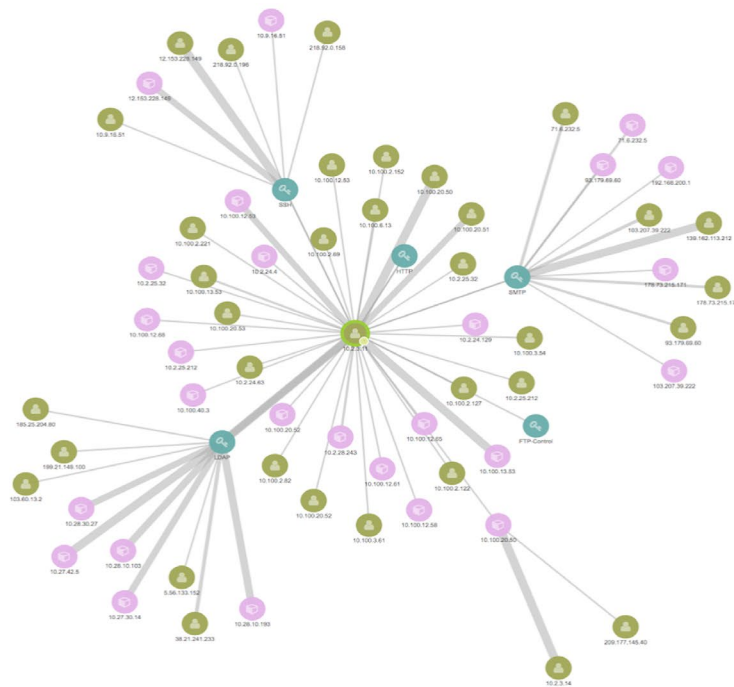
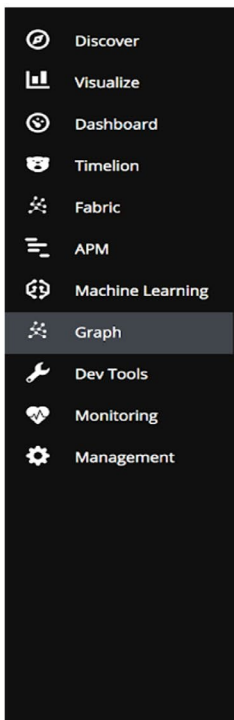


Figure 12: Impact Analysis with Application Dependency Mapping (ADM)

DMF Analytics Node provides a foundational toolbox to discover, visualize and optimize critical business service and application dependencies so that network operators can minimize adverse business impacts of service interruptions or downtime. The ADM feature also improves troubleshooting agility by visualizing application dependencies so that network and security engineers can locate service performance issues quickly. It also gives operations teams a role in proactive capacity planning by leveraging ADM with historical data to identify potential choke points.

Integration and Automation Built on REST APIs and Event-Driven Alerts

DMF analytics and recorder also provide richer and actionable insights by rapidly correlating real-time events with historical data in a single unified and programmable platform. The intelligent alert and notification engine provides real-time issue tracking and dramatically improves mean time to resolution while making it possible to automate deeper analysis through event-driven triggers and alerts.

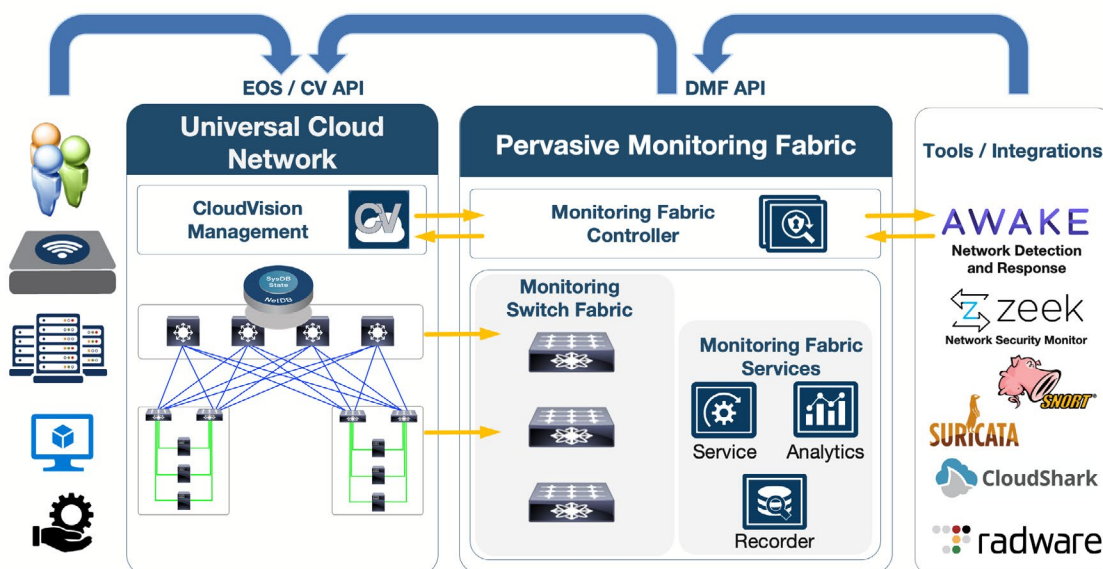


Figure 13: Automation with Real-time Events and REST APIs

Like all of DMF, the intelligent analytics and recording platform is built entirely on an open REST API-first principle, providing both a CLI and GUI that are REST clients, and with all third-party and internal integrations based on a consistent API-driven approach. This provides individual SecOps and NetOps teams with the ability to quickly automate and filter monitored traffic and applications to adapt to changing workload and dynamic cyber-attacks in real-time. API integrations with industry leaders in security and performance management include:

- Intrusion Detection /Prevention Systems (i.e., IDS/IPS)
- Network Detection and Response (i.e., NDR)
- Application Performance Monitoring (i.e. APM)
- Network Performance Monitoring and Diagnostics (i.e. NPM or NPMD)
- Security Information and Event Management (i.e. SIEM)

These unique capabilities and partner integrations have become fundamental in maintaining enterprise-wide service reliability, security, and availability.

Summarizing the Key Benefits of DMF vs. Legacy NPBs

Unlike early “legacy” NPBs, DMF is designed to provide automated scale-out network visibility with the integrated deployment of switches, service nodes, analytics nodes, and recorder nodes using a centralized controller-based architecture.

Implementing consistent monitoring and security protocols across VMs and container workloads can be challenging, particularly given that these workloads may be dynamic, short-lived, and produce only intra-host traffic. Delivering traffic from these workloads to a next-generation “super-NPB” fabric enables them to be monitored and secured alongside other network traffic, using the same or similar tools.

An essential factor in the delivery of reliable and secure infrastructures is the ability to maintain complete visibility to north-south traffic as well as east-west traffic across complex multi-cloud and cloud-native environments. By achieving pervasive visibility within their product networks, public and private clouds, and cloud-native clusters their decisions are informed by data and not by hunches. Their security is profoundly improved. And their operations can be as automated as the modern infrastructures that they are becoming dependent upon.

Traditional “Early” Network Packet Brokers	DMF – First Logical Software-Defined NPB
<ul style="list-style-type: none"> • Legacy - Inflexible - Incomplete • Siloed, Box-by-box operations model creates visibility gaps • Scale-up, hardware-constrained designs are difficult to deploy and upgrade • Chassis refreshes extremely complex and require expensive forklift replacements • Dependent on 3rd-party tools for packet analysis and cannot automate operations and security workflows • Proprietary, leading to vendor lock-in 	<ul style="list-style-type: none"> • Automated - Software Driven - Complete • Pervasive visibility architecture using a modular scale-out fabric design and industry standard x86 hardware • Zero-touch operation for seamless scaling and refresh brings up monitoring environment in minutes, not days • Advanced services modularity provides economical scale-out and investment protection • Integrated analytics and recorder features provides a complete turnkey solution for end-to-end visibility

Next-generation visibility and security with DMF offers architectural, operational, and business benefits for the business, for network and security architects, and for operations – resolving the architectural and operational complexity of early “legacy” NPBs, erasing visibility and security silos and accelerating operations following essential cloud-principles.

For the business: Accelerate service and application delivery and improved availability with dramatically lower CAPEX and OPEX – DMF provides a next-generation, intelligent, agile, and flexible monitoring and security architecture that provide pervasive visibility, single-pane management, zero-touch scale, automation, and choice of open hardware.

For the network and security architect: Accommodate all tools (active and passive) and scale visibility and security as needed across the global network, regardless of expansion or changes to the network or tools.

For operations: Automate repetitive and error-prone tasks and programmatically integrate tool or team workflows to save resources, reduce time-to-value for new applications and remote sites, and enable faster response to performance and security issues.

DMF Uses Cases and Customer Success

The DMF platform has been widely deployed across multiple industries and geographies. Customer successes include global fortune 25 enterprise, cloud Software-as-a-Service (SaaS) providers, and large scale multi-site hosting service providers. Summarized below are some examples of recent customer successes and how they have transformed network visibility and security for these leading edge companies.

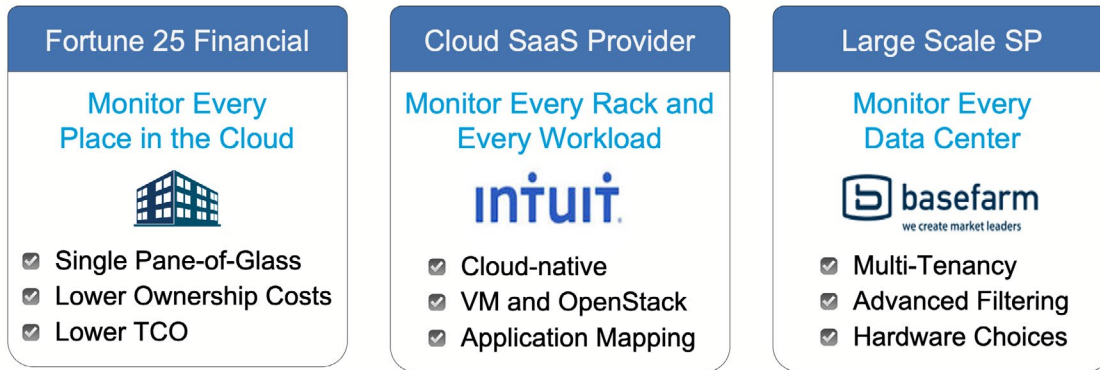


Figure 14: DMF Use Cases and Customer Success

Fortune 25 Financial Services Firm: Monitoring Every Place in the Cloud

Many large enterprises are plagued by their complex and expensive legacy NPBs that prevent them from monitoring all their sites whether virtual or physical. Their legacy NPB's come in a burdensome chassis where they can only afford to monitor a small portion of their network. Financial services companies, large retailers, federal organizations and many other large enterprises have requirements to provide a modern network packet broker that can aggregate their TAP/SPAN ports throughout their entire network and cost-effectively deliver data to a centralized, shared set of tools.

Implementing a pervasive performance and security monitoring solution can be complex and cost-prohibitive at scale for any sprawling technologically-advanced enterprise. With a next-generation architecture that integrates with cloud principles, these kinds of network operators can gain easily manageable visibility throughout their infrastructure no matter how complex or distributed their enterprise applications.

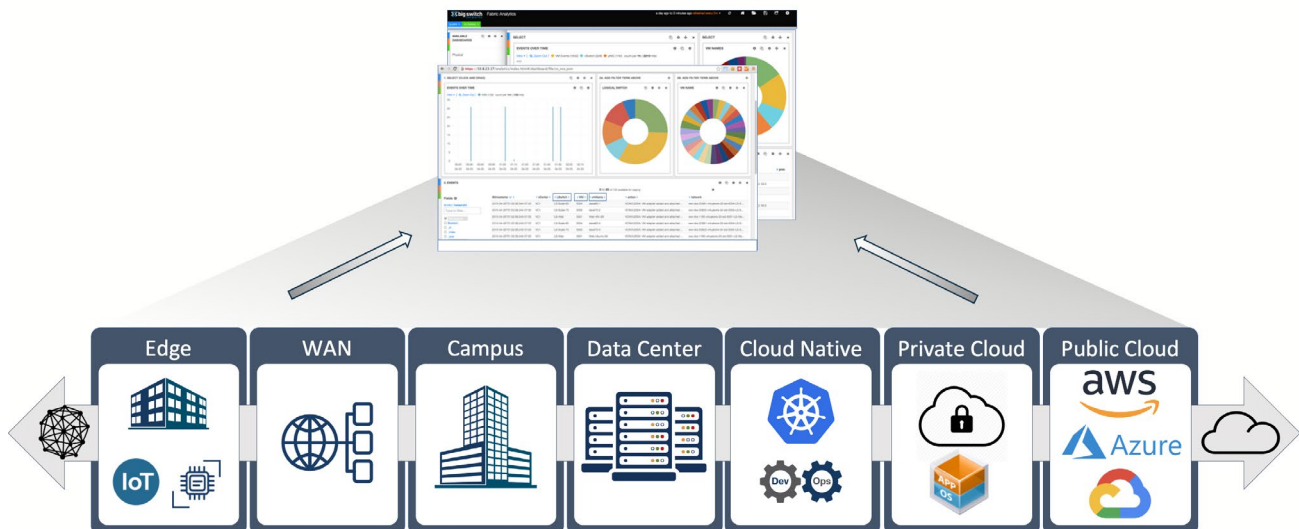


Figure 15: Fortune 25 Financial Firm

Like any financial services organization, this example Fortune 25 company runs complex, mission critical infrastructure across data centers, remote WAN connected sites, and public clouds that needs to operate at high security and high uptime spanning a vast array of both new and legacy applications in over 25 global locations.

Teams ranging from capacity planning to intrusion detection and incident response need access to replicated packet data and network flows. They have chosen DMF as their next-generation NPB standard due to its open multi-tenant shared infrastructure. Along the way, they discovered that the analytics reporting built into the DMF fabric itself reduced the need for some of their more expensive tools. This cost savings paved the way for dramatic expansion of the fabric, benefiting all teams and improving utilization of remaining tools.

Arista DANZ Monitoring Fabric provides the right solution for them:

- Ability to have pervasive visibility into all the parts of the network
- Delivery of any traffic and telemetry on-demand to a centralized tool farm
- Provisioning of advanced services like packet filtering, network replay, and analytics
- Deep continuous visibility into network flows to know what the network is doing
- Quick and easy full packet capture and replay to drill down on issues

Drivers for their decision to standardize on DMF included:

- Need to cap investment in an aging, complex, and expensive legacy NPB infrastructure that prohibited large scale monitoring but had become designed-in as their networks grew
- Desire to reduce high on-going NPB subscription/upgrade/renewal cost that is prohibitive to scaling and exposed large pockets of invisible infrastructure and security paths
- Need to support monitoring of increasing network speeds as they migrated from legacy LAN and WAN infrastructure at 100Mbps and 1Gbps to 10/100Gbps and beyond
- Urgent need to consolidate incomplete visibility and security silos consisting of deployed tools in isolated workgroups with a platform that supports efficient tool sharing and access with horizontal scalability and scale-out designs

Cloud SaaS Provider (Intuit): Securing a Diverse Cloud Business

Intuit Inc. creates business and financial management solutions that simplify the business of life for small businesses, consumers and accounting professionals. Founded in 1983, Intuit traditionally served its customers with packaged software. However, the company prides itself on innovation, and staying with the times, and is shifting its delivery model more and more toward cloud and mobile, while expanding to serve a global market.

Intuit manages its cloud offerings from a number of core data centers. In addition, they partner with cloud service providers to store a lot of the static graphics and provide mobile delivery from localized points. User experience and data security are of utmost importance to the Intuit team, considering the sensitive nature of the information their customers trust to them. The Intuit team uses upward of 72 tools to monitor everything from system logs to SNMP and does a lot of packet aggregation to the monitoring and security tools within all their data centers.

Until recently, Intuit was leveraging a legacy Network Packet Broker (NPB) for monitoring their data center networks. In this approach, each team installed their own NPB in the part of the network for which they were responsible. As an example, only the 24x7 services availability team had access to the edge nodes or access switches on the network for application and network performance monitoring. They would install multiple NPBs to connect to the edge switches to bring traffic to their APM/NPM tools. Likewise, the security team had access to only the aggregation and core layers of the network, connecting their NPBs to monitor traffic between the aggregation and core switches—and their security tools were connected to these NPBs.

The approach caused TAP and tool silos, and the silos resulted in inefficient utilization of tools and resulted in the monitoring budget growing linearly with the data center network growth (an unsupportable long-term economic model). Compounding these problems across different geographies and multiple datacenters—Intuit found the traditional model to be very inefficient for their new, modern approach to delivering financial and business management solutions.

With DMF's scale-out architecture, simplified operations, and ethernet economics it is perfect for companies looking to monitor every rack and those that wish to monitor multiple data centers. With the DANZ Monitoring Fabric deployment, Intuit was able to cleanly separate the tasks associated with traffic delivery (provided by DMF) from traffic analysis (provided by tools).

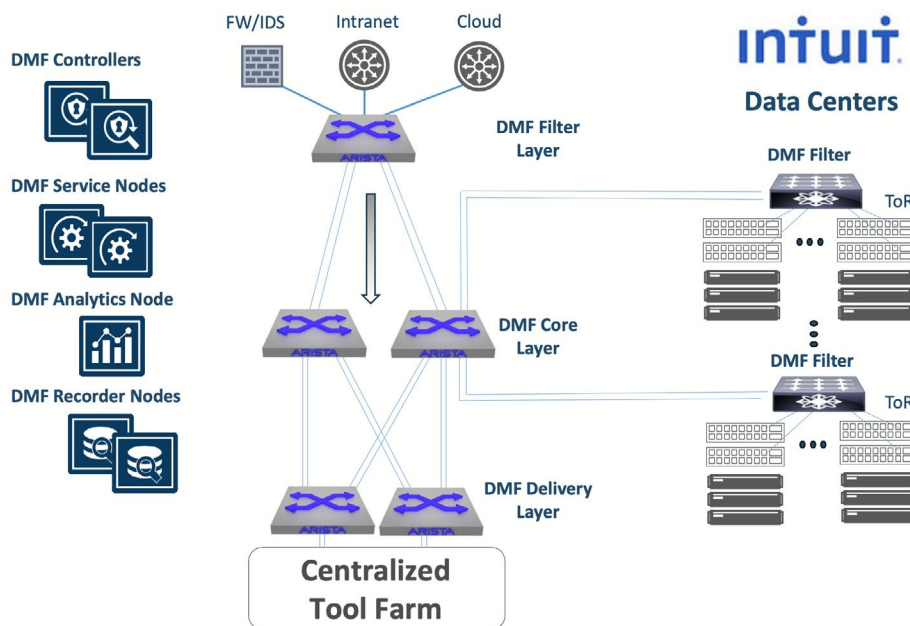


Figure 16: Business Critical Application (SaaS) Provider

For its scale-out design, Intuit deployed a 3-tier architecture:

- A layer of switches labeled as “filter” switches. Ports on the filter switches are wired to passive optical TAPs or switch/router/firewall mirroring/SPAN ports in the production network and are configured as “filter ports” in the DMF Controller software.
- A layer of switches labeled as “delivery” switches. Ports on the delivery switches are wired to tools and are configured as “delivery ports”.
- An intermediate layer of switches labeled “core” switches to provide horizontal scale.

Filter ports (where packets come into the fabric) and delivery ports (where packets go out of the fabric) represent the primary functions of the DMF fabric. Due to the deployment scale of Intuit's monitoring fabric (many hundreds of filter/delivery ports), an intermediate layer of switches shown as the “core” layer was added to increase fabric bandwidth and scale.

Additionally, some ports were configured so that packets are delivered to existing legacy NPBs for various packet modification services and returned to the fabric for redistribution to tools. This allowed them to leverage their existing investment in legacy NPBs.

All tools (from various teams) were put into a centralized tool farm, eliminating silos and creating further economic synergies. Intuit's investment protection strategy ensured that features of Intuit's older legacy NPBs and tools could be retained and used at higher scale and with greater agility in this new shared monitoring fabric design.

With the deployment of DANZ Monitoring Fabric, Intuit realized many benefits.

- **Multi-Tenant Capability with Role Based Access Control:** Each Intuit team can now create their own policies directly from the DMF Controller and deliver all needed traffic to their tools. This role-based access eliminated ticket creation workflows and enabled more productivity, as teams got immediate access to needed traffic and data.
- **Scale-out Agility:** DANZ Monitoring Fabric's scale-out architecture eliminated the need to invest in more NPBs as the size of their data center, link speeds, or number of monitored zones expanded. Now Intuit can simply add switches to the existing DMF fabric as they grow and scale-out their services.
- **Operational Ease of Use:** DMF is provisioned and managed through a single pane of glass — with the controller CLI, GUI or REST APIs. This operating model allows for an easier integration with existing management systems as well as monitoring tools, and it significantly reduces the operational costs associated with box-by-box management of traditional NPBs.
- **Improved Economics:** The DANZ Monitoring Fabric enables optimized and efficient monitoring while providing a multi-fold reduction in Total Cost of Ownership (TCO), making it affordable to have pervasive network monitoring of their entire SaaS cloud. With DMF, Intuit is now able to monitor 5-times more traffic with their original monitoring budget. Their decision to purchase new tools is no longer based on geographic dependencies but on requirements dictated by their operational policies, making usage extremely efficient while making their business more agile and competitive.
- **Investment Protection:** Intuit's prior purchases of legacy NPBs have been preserved, while their utilization of existing platforms and tools has been made more efficient by the incorporation of these into the DMF fabric. Further, previously oversubscribed NPB infrastructure can now scale more efficiently and expansion requirements can be reduced or deferred entirely.

Indeed, Intuit had been an active user of legacy NPB technologies with a farm of NPB chassis, NPM/APM, and IDS/IPS tools in their most secure data center zones. When a refresh was required due to increasing bandwidth and scale-out demands, Intuit was able to expand monitoring coverage to their remaining security zones in multiple data centers within budgets owing to the cost, scale and operational simplicity provided by DMF. The same tool farm is now being used at higher utilization across a greatly expanded set of workloads, operators and locations, leading to greater security and availability for all of their customers.

Large Scale Hosting Provider (Basefarm): Monitoring Managed Cloud Services at Scale

Basefarm is a leading European managed service provider for mission critical IT – currently hosting over 35,000 services that reach more than 40 million end-users globally through its data centers in Amsterdam, Oslo, Stockholm and other locations. Basefarm's growing list of clients require an extremely robust and secure platform, demanding that Basefarm continuously monitor and analyse all incoming traffic to identify and mitigate any potential threats while scaling cost-effectively across data centers. It is imperative that Basefarm achieves state-of-the-art security effectiveness while decreasing overall costs.

Next-generation visibility and security architectures can be extended across a WAN to enable the monitoring of data centers, campuses, and remote sites. This capability allows tools and operations teams to be centralized, which enables any tool to be leveraged across any traffic, while significantly reducing CAPEX and OPEX. Deploying DMF at every data center and every remote site in the Basefarm SaaS cloud enables a global view that covers every location—all centrally managed through the redundant monitoring fabric.

DMF allows Basefarm to aggregate data from production systems in multiple data centers to deliver data to their centralized IDS/IPS (and other security analysis tools) economically and reliably. It eliminates unnecessary/duplicate traffic that could flood and incapacitate their tools, and provides "Monitoring-as-a-Service" for their customers' mission-critical infrastructure. It also allows fast deployment of monitoring infrastructure when required, including the ability to unify and automate SecOps workflows and break down locally constrained team-and-tool silos.

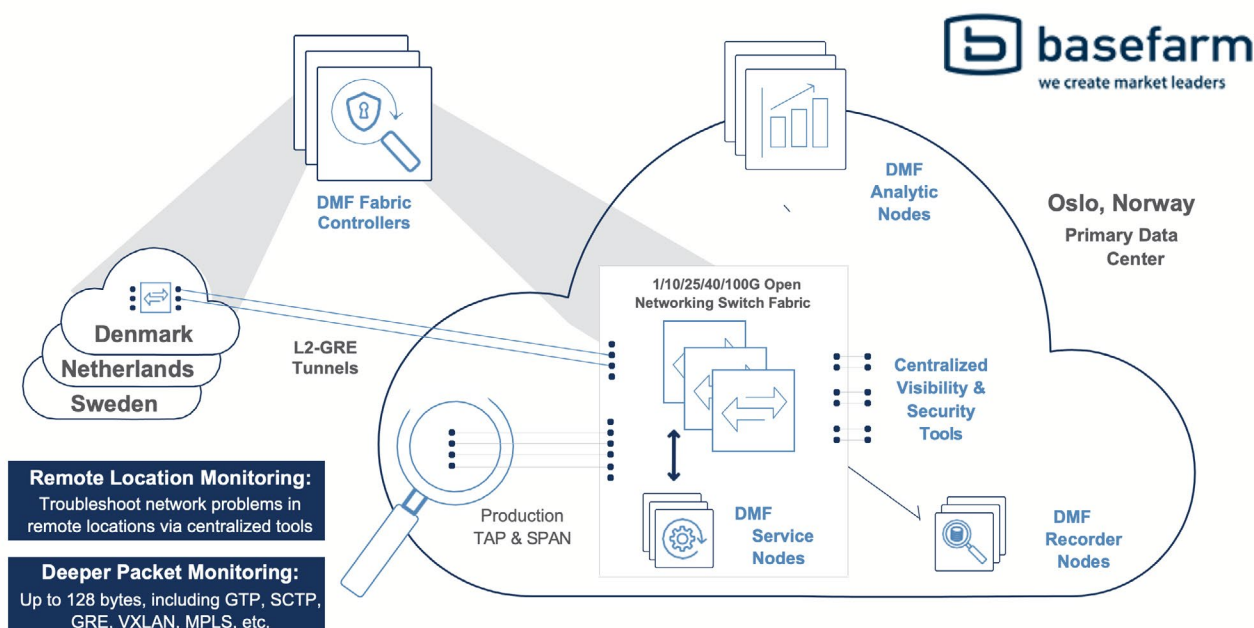


Figure 17: Basefarm – Monitor Every Data Center

Today's hybrid enterprise needs an intelligent, agile, highly flexible visibility and security architecture for every place-in-the-cloud, that can centralize the provisioning of network traffic from across the distributed and hybrid data center, to include the campus, cloud and remote clients – one that provides exceptional costs and operational efficiency and amazing operator experience.

For Basefarm, a key advantage of DMF is that it enables every tool, regardless of location, to receive real-time copies of relevant network flows. This superior design allows the entire visibility and security architecture to be operated and programmed through a single pane of glass using REST APIs – converging on a multi-tenant monitoring fabric that can connect any TAP to any tool, at any time.

They also benefited considerably from DMF's:

- **Flow Selection:** Basefarm can now ensure that the right traffic is delivered to the appropriate tool by allowing for granular control of traffic delivery to each tool with aggregation, L2-L4 filtering, deeper packet matching, and sFlow generation.
- **Ease of Management:** A visually rich, drag-and-drop user interface offers valuable analytics in real-time. Integration of performance and security tools are enabled with REST APIs, simplifying and automating workflows.
- **Advanced Packet Handling:** Basefarm can now optimize the performance of its IDS solution through deduplication, packet slicing/masking, header stripping, and regular expression matching of customer traffic based on required flows.

In deploying DMF, Basefarm now has an easy, scalable, and economical solution to support its IDS. The automation and ease of management provided by DMF enable Basefarm to provide mission-critical services to its customers, with room to grow.

Conclusions

In the past, network owners have had no unified solution for managing the delivery of observational visibility and security data to network and security tools, whether inline or out-of-band. The only way to achieve visibility and optimization for costly tools was to deploy legacy NPBs or leverage TAP or SPAN ports at a very limited scale. However, the emergence of cloud networking and software-driven platforms like Arista DANZ Monitoring Fabric (DMF) has created a blueprint for the creation of next-generation architectures that scale and adapt for enterprise and service provider environments and radically simplify management.

DMF is, in essence, the first next-generation logical “super-NPB” fabric with leading price performance for the whole enterprise, including:

- One logical platform provides seamless lifecycle management
- Fabric modularity simplifies change management and autonomic scale
- Zero-touch operation via intelligent controller and networking platforms
- Scale-out, universal fabric design for any size enterprise or service provider network
- Ethernet and x86 economics for lower TCO – built on cloud-principles
- Integrated analytics and recorder functions with a single-pane-of-glass GUI
- Multi-tenant access with role-based access controls
- Extensible via open REST APIs for any enterprise

At Arista, we understand the issues faced by modern enterprises that are engaged in their own digital transformation to the cloud. Our mission is to deliver next-generation networking, operations, and monitoring solutions for any place – data center, campus, branch, and WAN/edge – thus enabling our enterprise customers to realize the benefits of reliable and secure end-user productivity with a dramatically improved TCO. At the core of this mission is our unique software-driven approach to providing monitoring and visibility capabilities with a platform that addresses the needs of the evolving enterprise.

To learn more about Arista DANZ Monitoring Fabric, please visit our website at <https://www.arista.com/en/products/danz-monitoring-fabric>.

To take a test-drive and learn how to use the DANZ Monitoring Fabric, please visit <https://dmf-labs.arista.com> and register with your work email.

Santa Clara—Corporate Headquarters

5453 Great America Parkway,
Santa Clara, CA 95054

Phone: +1-408-547-5500

Fax: +1-408-538-8920

Email: info@arista.com

Ireland—International Headquarters

3130 Atlantic Avenue
Westpark Business Campus
Shannon, Co. Clare
Ireland

Vancouver—R&D Office

9200 Glenlyon Pkwy, Unit 300
Burnaby, British Columbia
Canada V5J 5J8

San Francisco—R&D and Sales Office 1390

Market Street, Suite 800
San Francisco, CA 94102

India—R&D Office

Global Tech Park, Tower A & B, 11th Floor
Marathahalli Outer Ring Road
Devarabeesanahalli Village, Varthur Hobli
Bangalore, India 560103

Singapore—APAC Administrative Office

9 Temasek Boulevard
#29-01, Suntec Tower Two
Singapore 038989

Nashua—R&D Office

10 Tara Boulevard
Nashua, NH 03062



Copyright © 2020 Arista Networks, Inc. All rights reserved. CloudVision, and EOS are registered trademarks and Arista Networks is a trademark of Arista Networks, Inc. All other company names are trademarks of their respective holders. Information in this document is subject to change without notice. Certain features may not yet be available. Arista Networks, Inc. assumes no responsibility for any errors that may appear in this document. 02-0093-01 December 8, 2020